



Go to the link-

<https://www.camsonline.com/Distributors/Service-Requests/Distributor-Mailback-Services/Request-Mailback>

Transactions

Service Requests

AMFI Services

Support

[Distributor Mailback Services](#) | [Service Request Forms](#) | [Channel Partner Services](#) | [RIA Registration Form](#) | [FAQ](#) | [NAV & IDCW](#) | [GSTIN Registration](#)

← Back



Request Mailback



How to register



Investors with multiple brokers



Invoice upload/download



Troubleshooting



Services User Manual

Distributor Mailback Service

Our Mailback Service provides a vast array of web based reports (WBR) that help registered distributors with CAMS to enhance customer service, grow business and track earnings. With over 70 reports at your disposal, our Mailback Service caters to your every need. Request a consolidated report on brokerage payout – or request specific WBRs that provide information such as historic NAV, transaction history, broker incentive feeds, as well as investor-wise and scheme-wise AuM.

Please submit the form below to receive reports instantly via email.

EMAIL *

abc@gmail.com

Submit

Write down your CAMS registered Mail ID and click "Submit."





After clicking on submit, click on the drop down of "Mutual Funds" and select all Mutual funds.

MUTUAL FUND Non-MF

- All Mutual Funds
- Aditya Birla Sun Life Mutual Fund
- DSP Mutual Fund
- Franklin Templeton Mutual Fund
- HDFC Mutual Fund
- HSBC Mutual Fund

DISTRIBUTOR REPORTS | [Mailback FAQs](#) PDF

- Search Reports
- WBR1. NAV for a Period
- WBR2. Investor Transactions for a Period**
- WBR2A. Prospective change - Historical transactions
- WBR2C. Investor Transactions feed Lot level for a

On the left side of your screen, select "WBR2- Investor Transaction For a Period" file.

WBR2. Investor Transactions for a Period

DESIRED OUTPUT FORMAT

DELIVERY OPTION

AES256 Encrypted

SCHEME (S)

All Schemes Selected Schemes





After selecting WBR2, make sure the format is in "DBF" and under "Delivery Option", select "Email a download link".

Note : Important update on realization based NAV effective from 1st January 2021, [Click here](#) for more details.
If you're facing any issue with the distributor mailback service, kindly [click here](#)

DISTRIBUTOR REPORTS | [Mailback FAQs](#) | PDF

[Customer Services](#) | Your earnings | Proprietary data | Grow your Business | Invoice | Account Status

- Search Reports
- WBR1. NAV for a Period
- WBR2. Investor Transactions for a Period**
- WBR2A. Prospective change - Historical transactions
- WBR2C. Investor Transactions feed Lot level for a

It is now 10:26:30 AM IST on Thursday, 30-September-2021 and you are in the second stage of creating your query.

WBR2. Investor Transactions for a Period

DESIRED OUTPUT FORMAT

DBF

AES256 Encrypted

DELIVERY OPTION

- Email an encrypted attachment
- Email a download link

SCHEME (S)

All Schemes Selected Schemes





Scroll down and select the "Date Range" and click on "Next."



- WBR40. Transacted Folios Account Statement (PDF) >
- WBR46. Transactions that were NIGO and could not be processed >
- WBR50. Unoperational SIP/STP >
- WBR52. Investors Redemption / Payout Despatch details >
- WBR53. Valuation of all non-zero folios as of a Date >
- WBR54. Investors with invalid or no PAN Registration at CAMS >
- WBR55. Returned undelivered payout instruments >
- WBR56. KYC status of Investor >

PERIOD *

FROM DATE	TO DATE
01-Sep-2021	30-Sep-2021

---- OR ----

business day(s) calendar month(s)
 calendar week(s)

SCHEME PLAN TYPE *

Both Direct Regular

RIA

RIA

THE LAST

0

(*Last N" overrides specific dates)

Next





- WBR7A. Period Account Statement >
- WBR22. AuM on a specific date by Scheme by Investor >
- WBR25. Dividends/Bonus Declared in period >
- WBR33. My Transactions for a Period - Night AutoFeed Format >
- WBR34. Non financial and Dividend payouts >
- WBR35. Account Profile of my Investor(s) (PDF) >
- WBR39. Scheme details >
- WBR44. Transactions for a Period - Night AutoFeed Format (PDF) >
- WBR46. Transactions that were NIGO and could not be processed >

Transaction type(s) 'P','JP','DR','DP','DA','R','JR','SI','SO','JS','TI','TO','JT'

Closing Assets Amount Amount >= 0

Folio No -

Tax Status All tax Status

Output Format DBF

Delivery Option Email a download link

PASSWORD *

RE-ENTER PASSWORD *

IMMEDIATE **OVERNIGHT**

Once you click on next, on the next page, please select the Password as "cams123"



Click on "Immediate" to get the reference number of your file.





DISTRIBUTOR REPORTS [Mailback FAQs](#)

[Customer Services](#) | Your earnings | Proprietary data | Grow your Business | Invoice | Account Status

Search Reports

WBR1. NAV for a Period

WBR2. Investor Transactions for a Period

WBR2A. Prospective change - Historical transactions

WBR2C. Investor Transactions feed Lot level for a Period

WBR2D. Prospective change - Historical transactions

WBR4. Investors Static Details with balance

WBR7. Account Statement of my Investor(s)

After clicking on “Immediate”, your reference number of file will be generated.

Success

Confirmation of Request

Your request for information has been submitted to the immediate Queue 0 of the CAMS Automated Request Handler. Your request confirmation number is **126075466 WBR2** and at this point there **280** requests ahead of

you in the mailback queue. The confirmation number will be present in the response and will enable you to identify the response against the request. This service is available round the clock on all days of the


week. Based on the number of jobs ahead of yours, you may receive a response in about **562** minutes, in the form of one or more 256 bit AES encrypted email messages containing DBF or PDF

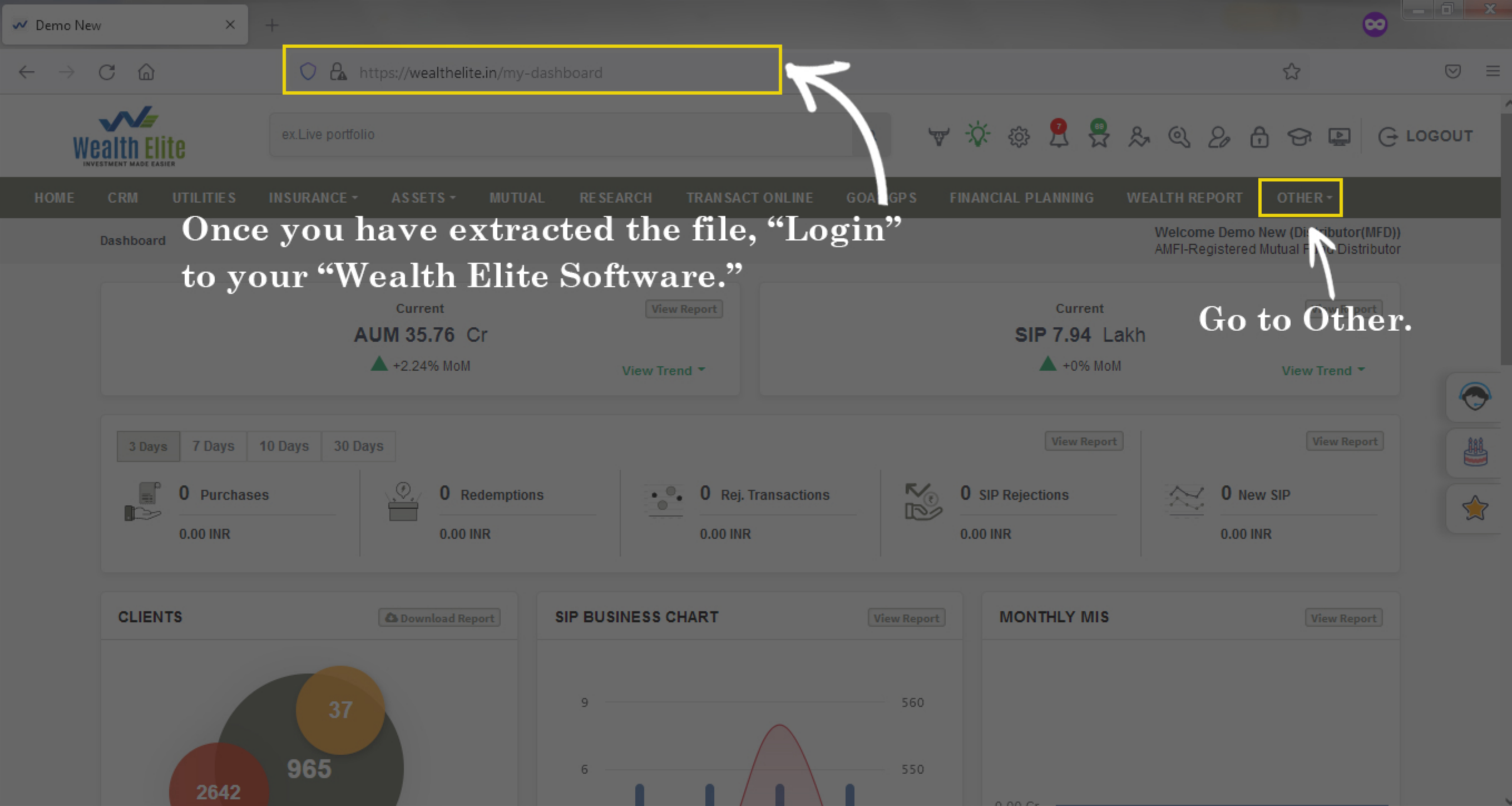
files. You will receive an email from the system with the confirmation number and a link to the request page.

This is an email-only service. If you have not already registered an email address in the form available in the entry page, you will not receive the information that you requested. It is now **Thursday, September 30, 2021**

10:30 AM. The process of submitting this request has taken you **15**seconds.

By this reference number, a file will be received on your mail ID. Click on the download link and download the ZIP file and extract it.





Once you have extracted the file, "Login" to your "Wealth Elite Software."

Go to Other.

https://wealthelite.in/my-dashboard

OTHER

Current
AUM 35.76 Cr
+2.24% MoM

Current
SIP 7.94 Lakh
+0% MoM

3 Days 7 Days 10 Days 30 Days

0 Purchases
0.00 INR


0 Redemptions
0.00 INR

0 Rej. Transactions
0.00 INR

0 SIP Rejections
0.00 INR

0 New SIP
0.00 INR

CLIENTS



SIP BUSINESS CHART



MONTHLY MIS



Dashboard

Current AUM 35.76 Cr +2.24% MoM

Current SIP 1.94 Lakh +0% MoM

Select "Mailback Master."

- Mailback Master
- Application Form
- Bouquet Manager
- Client Analysis
- Client Hits
- Setup Risk Profiler
- New SIP

3 Days 7 Days 10 Days 30 Days

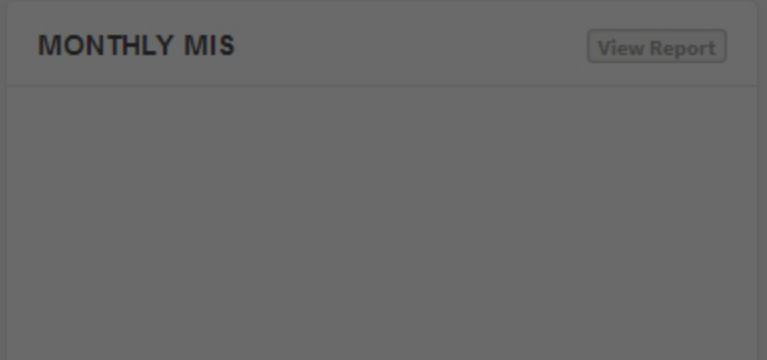
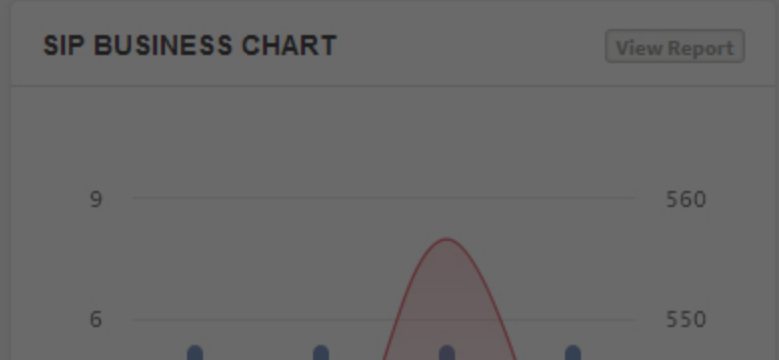
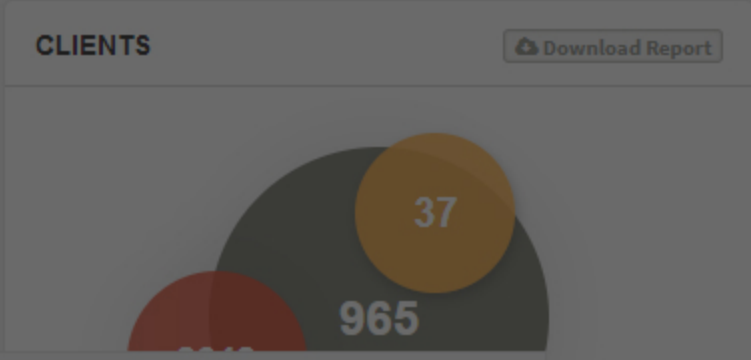
0 Purchases
0.00 INR

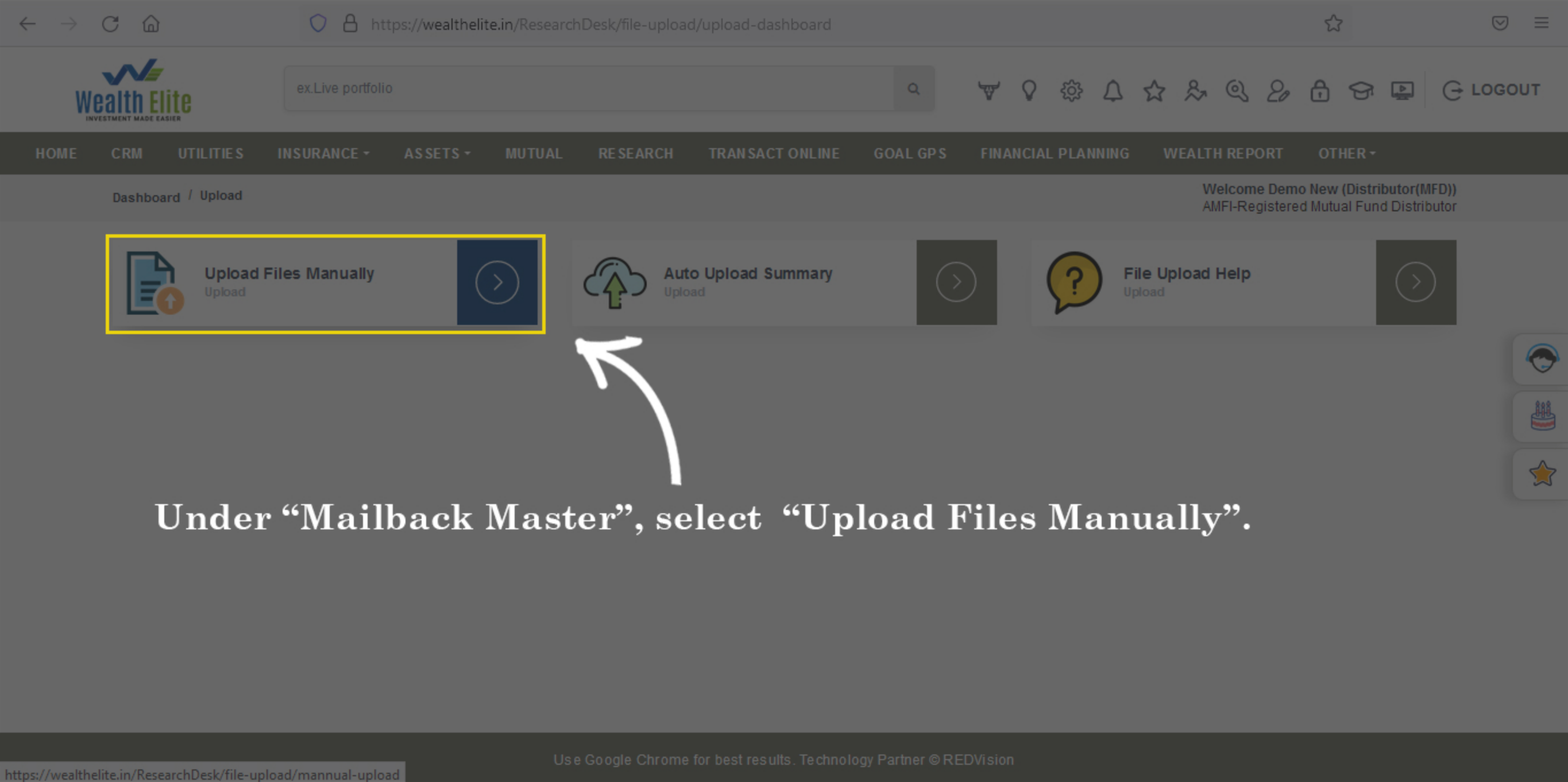
0 Redemptions
0.00 INR



0 Rej. Transactions
0.00 INR



0 SIP Rejections
0.00 INR



0 New SIP
0.00 INR





 **Upload Files Manually**
Upload 

 **Auto Upload Summary**
Upload 

 **File Upload Help**
Upload 

Under “Mailback Master”, select “Upload Files Manually”.

Choose File Type :

TRANSACTION FILE | FOLIO MASTER FILE | SIP / STP FILE | BROKERAGE FILE | KYC / NON-KYC CLIENT FILE

Select file

Select Transaction File Type

- Select Transaction File Type
- Cams Transaction File (WBR2 in DBF)**
- Kavy Transaction File (MFSD201/307 in DBF)

Upload File

No file Chosen

Browse | **UPLOAD**

Under “Transaction File”, click on the drop down and select “Cams Transaction File.”



Search bar containing 'ex.Live portfolio' with a magnifying glass icon

Choose File Type :

File type selection buttons: TRANSACTION FILE, FOLIO MASTER FILE, SIP / STP FILE, BROKERAGE FILE, KYC / NON-KYC CLIENT FILE

Select file

File selection dropdown menu showing 'Cams Transaction File (WBR2 in DBF)'

Upload File

File upload input field

Browse button (highlighted in yellow)

UPLOAD button (highlighted in green)

Latest Transaction Date (ARN-123456) : ---	Latest File Upload Date (ARN-123456) : ---
Latest Transaction Date (ARN-112223) : ---	Latest File Upload Date (ARN-112223) : ---
Latest Transaction Date (ARN-73510) : ---	Latest File Upload Date (ARN-73510) : ---
Latest Transaction Date (ARN-222) : ---	Latest File Upload Date (ARN-222) : ---
Latest Transaction Date (ARN-69442) : 26-03-2021	Latest File Upload Date (ARN-69442) : 26-03-2021 09:00:01
Latest Transaction Date (ARN-37286) : ---	Latest File Upload Date (ARN-37286) : ---
Latest Transaction Date (ARN-105022) : ---	Latest File Upload Date (ARN-105022) : ---
Latest Transaction Date (ARN-1234) : ---	Latest File Upload Date (ARN-1234) : ---
Latest Transaction Date (ARN-685444) : ---	Latest File Upload Date (ARN-685444) : ---

Click on "Browse" and select the extracted DBF file and "Upload."